




FLOW CONTROL VALVES



NEW!

These combination needle and check valve flow controls are typically used to control air flow from air cylinders, thereby controlling the speed at which

the piston strokes, either while extending or retracting, depending on their location in the circuit.

J-Series Flow Control Valves allow free flow from the inlet to the outlet past the needle and check valve. In reverse flow, from the outlet to the inlet, the check valve is sealed and the flow must now pass through the metered passage controlled by the tapered adjustment needle.

Models listed in the chart have either a 1/4" NPT (JFC-4) or 3/8" NPT (JFC-5) male threaded outlets, recessed screwdriver slot (R) or knurled knob (K) flow adjustment needles and female NPT or push-to-connect tubing (Push-Quick) inlets. The P08 models features a 1/4" Push-Quick fitting, and the P12 versions have a 3/8" Push-Quick fitting.

Medium: Air, Water or Oil

Material: Electroless nickel plated brass needle and stem, anodized aluminum body, Buna-N seals

Input Pressure: 150 psig max.

Air Flow: JFC-4 - 45 SCFM @ 100 psig adjustable
JFC-5 - 60 SCFM @ 100 psig adjustable

Mounting: Directly into cylinder. Panel or inline.

Ports: Rotating input port allows 360° positioning 1/8" NPT

Adjustment: Recessed slotted needle or knurled knob

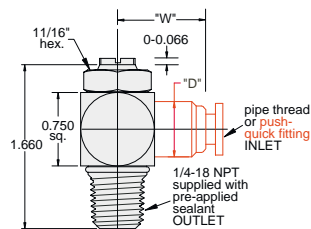
Part #	"D"	"W"
JFC-4K & JFC-4R	0.710"	0.890"
JFC-4K-P08 & JFC-4R-P08	0.562"	0.890"
JFC-4K-P12 & JFC-4R-P12	0.710"	1.062"
JFC-5K & JFC-5R	0.827"	1.125"
JFC-5K-P12 & JFC-5R-P12	0.750"	1.124"

1/4" NPT Valves, Recessed Needle

NEW!



(JFC-4R shown)



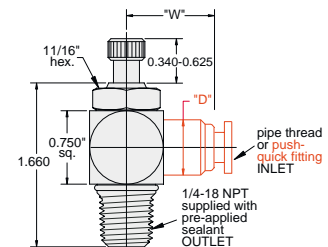
Part No.	Description
JFC-4RMeter Out Control Valve, 1/4" NPT
JFC-4R-P08Meter Out Control Valve, 1/4" Push-Quick Fitting
JFC-4R-P12Meter Out Control Valve, 3/8" Push-Quick Fitting

1/4" NPT Valves, Adjusting Knob

NEW!



(JFC-4K shown)



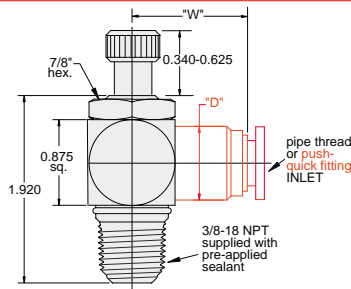
Part No.	Description
JFC-4KMeter Out Control Valve, 1/4" NPT
JFC-4K-P08Meter Out Control Valve, 1/4" Push-Quick Fitting
JFC-4K-P12Meter Out Control Valve, 3/8" Push-Quick Fitting

3/8" NPT Valves, Adjusting Knob

NEW!



(JFC-5K-P12 shown)



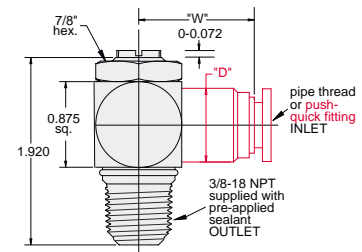
Part No.	Description
JFC-5KMeter Out Control Valve, 3/8" NPT
JFC-5K-P12Meter Out Control Valve, 3/8" Push-Quick Fitting

3/8" NPT Valves, Recessed Needle

NEW!



(JFC-5R-P12 shown)



Part No.	Description
JFC-5RMeter Out Control Valve, 3/8" NPT
JFC-5R-P12Meter Out Control Valve, 3/8" Push-Quick Fitting